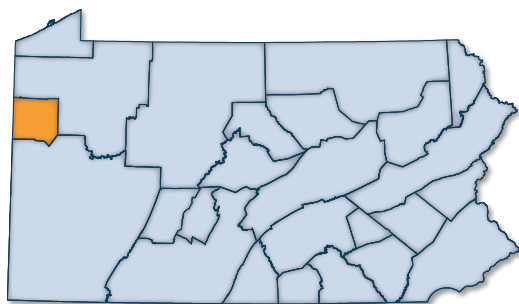


A Closer Look at Your Region



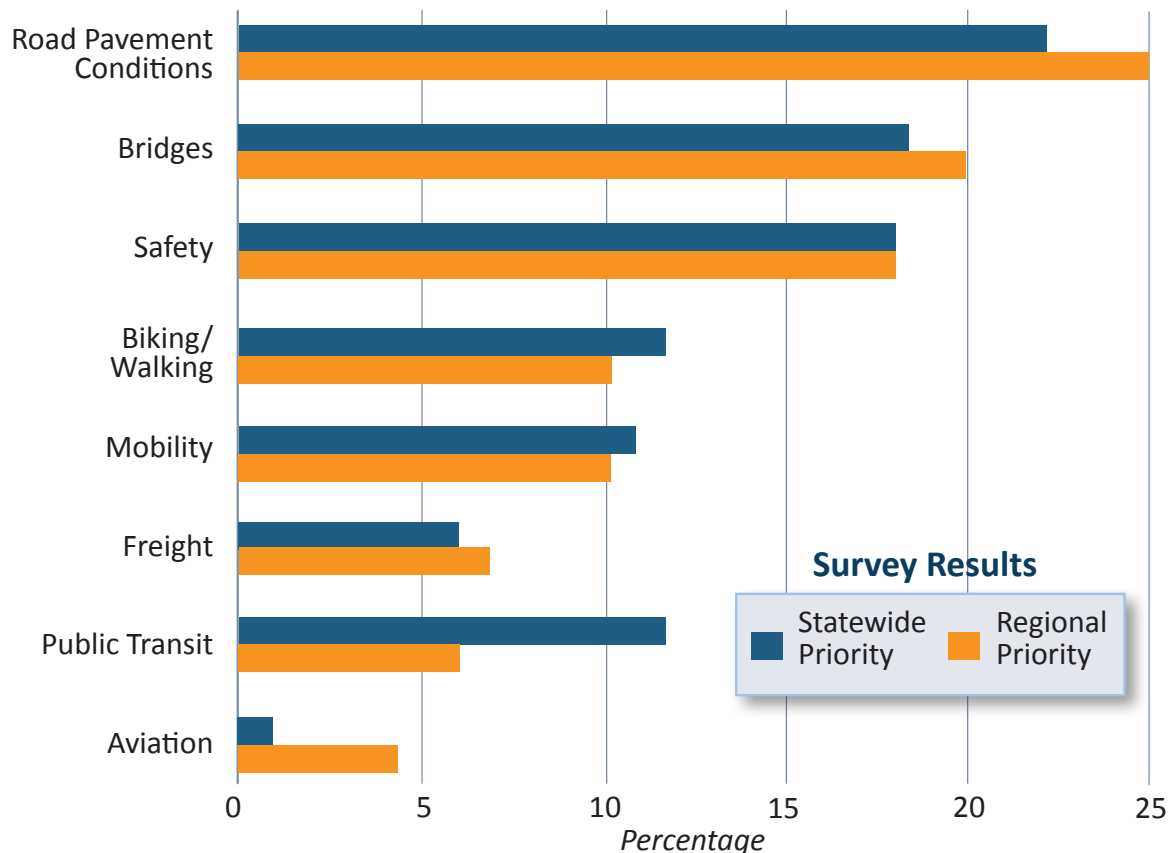
The State Transportation Commission kicked off their six-week open comment period on April 16, 2015 with an online public meeting and survey to invite public input into the Twelve Year Program update. Survey comments for each Planning Partner region were analyzed to understand regional priorities and transportation trends. This report shares the regional results.

Balancing Transportation Priorities and Investment

Participants were asked to rank their top five priorities from a list of eight transportation issues and budget investment for each priority. In general, customers' priorities aligned with investment in each category.



Survey Results: Statewide Priorities vs. Regional Priorities



About the Chart

This chart examines how survey respondents ranked transportation priorities. The top priorities for the statewide and regional level are compared. Survey respondent's location was determined by the location of the issues identified.



Transportation Issues Identified

Survey participants identified **67** transportation issues in the SVATS MPO region. **Road pavement conditions, biking/walking** and **bridges** were the most commonly identified issues in the region.

Number of Issues Identified



23
Road
Pavement
Conditions



16
Biking/
Walking



12
Bridge



8
Safety



5
Transit



3
Freight

Comment on Road Pavement Conditions

"The intersection of Main & Mercer Street needs redesigned to allow truck traffic more room to turn when traveling south in Mercer and turning East onto Main Street." - Local Survey Participant

For More Information

Office of the State Transportation Commission

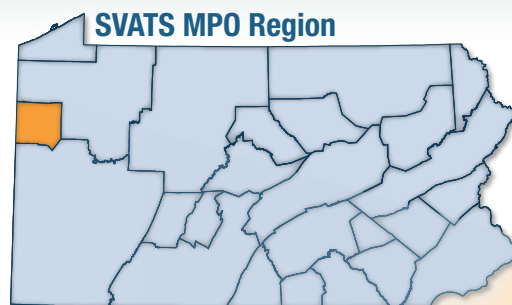
Mail: P.O. Box 3633

Harrisburg, PA 17105-3633

Phone: 717-787-2913 Fax: 717-787-5247

Email: RA-PennDOTSTC@pa.gov

Online: www.TalkPATransportation.com



Identified Issues

Bridge

Freight

Biking/
Walking

Safety

Transit

Road Pavement
Conditions

