



**SEDA-COUNCIL OF GOVERNMENTS
(SEDA-COG MPO)**

June 2023

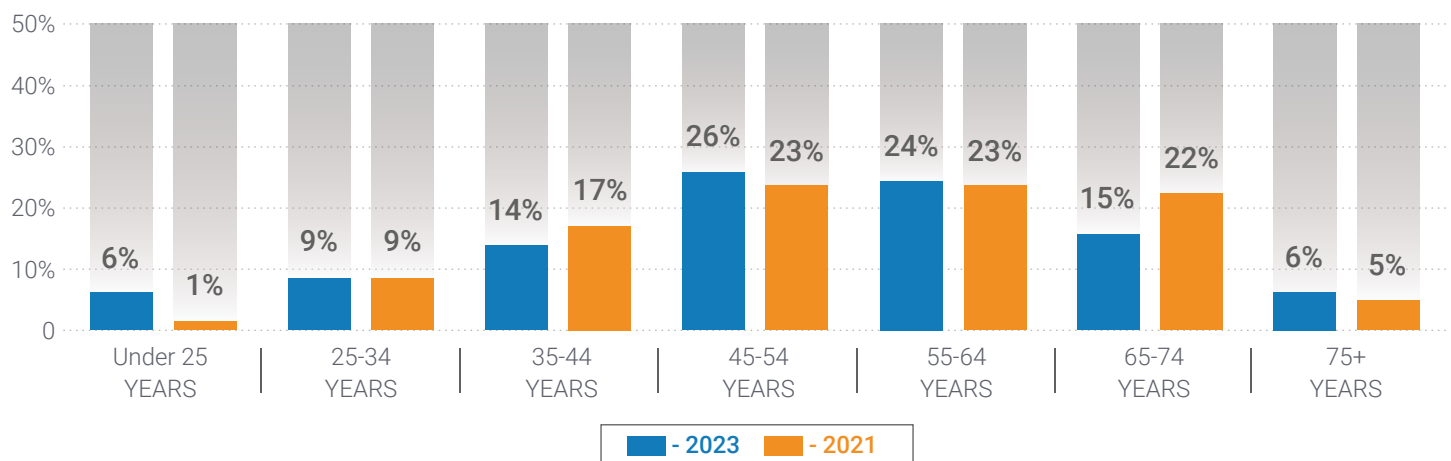
State Transportation
Commission**2023** **186**
SURVEY
PARTICIPANTS **150** MAPPED ISSUES
5 RESOLVED**2021** **129**
SURVEY
PARTICIPANTS **109** MAPPED ISSUES
1 RESOLVED**About the Survey Participants****2023**

Male	48%
Female	48%
Third gender/Nonconforming	0%
I prefer to self-describe	1%
I prefer not to answer	3%

2021

Male	51%
Female	45%
Third gender/Nonconforming	0%
I prefer to self-describe	0%
I prefer not to answer	4%

Responses to demographic questions were optional.

Age**Top Transportation Modes****2023** **1** DRIVE ALONE  **2** WALKING  **3** BICYCLING**2021** **1** DRIVE ALONE  **2** WALKING  **3** AVIATION**Highest Ranked Priorities****2023** **1** ROAD PAVEMENT **2** BRIDGES **3** INTERSTATE HIGHWAYS**2021** **1** ROAD PAVEMENT **2** INTERSTATE HIGHWAYS **3** WALKING