




TRANSPORTATION PERFORMANCE REPORT

Scorecard



Keystone color indicates performance is good, marginal, or poor. Trend text indicates the measure is improving, steady, or declining.

Safety

Reducing Fatalities and Injuries








Safety is the highest transportation priority for Pennsylvania. After a slight uptick in 2018, highway fatalities in Pennsylvania were down to an all-time low in 2019, but significant work remains for PennDOT and its partners.

Indicator Name	Description	Performance Rating	Trend
Roadway Fatalities	In 2019, there were 1,059 fatalities in crashes, the lowest in recorded history.		IMPROVING
Bicyclist Fatalities	The current trend for bicyclist fatalities has remained relatively stable. In 2020, a series of new videos was developed to further encourage bicycle safety.		IMPROVING
Pedestrian Fatalities	Total pedestrian fatality trends have remained somewhat constant. This is an emerging area of concern as the Department continues its efforts to support access to various transportation modes.		STEADY
Work Zone Crashes	The number of work zone fatalities has fluctuated slightly but has remained relatively constant over the last decade. Work zone crashes have been an emphasized safety focus area in the Strategic Highway Safety Plan (SHSP) since 2006.		IMPROVING
Motorcyclist Fatalities	Total motorcyclist fatalities have been trending in a favorable direction over the past decade. PennDOT continues to provide education and training to support and encourage motorcycle safety.		STEADY
Run Off the Road Fatalities	Pennsylvania continues to experience positive trends for run off the road fatal crashes; however, it is still one of the larger factors in roadway fatalities. This topic drives many infrastructure countermeasures that PennDOT applies annually.		IMPROVING
Local Road Fatalities	Local road fatalities have remained relatively constant over time. Additional coordination is often necessary in addressing safety on these roadways since the roads themselves often do not fall under PennDOT jurisdiction.		STEADY









Mobility

Moving People and Goods

Highway capacity across Pennsylvania has remained relatively constant in recent years, while total daily vehicle miles traveled has increased by more than 8 million since 2013. Focus has shifted from large capacity-adding projects to preserving/maintaining the current highway system, optimizing the performance of the existing system, and managing travel demand.

Indicator Name	Description	Performance Rating	Trend
Connected and Automated Vehicles	Since 2011, Pennsylvania has emerged as a leading destination for on-road testing of automated vehicles (AV). Based on the information provided by testers, testing is occurring in 56 of our 67 counties, with 42 percent of counties having two or more active testers.		IMPROVING
Congestion	In 2019, one of the leading causes of congestion statewide was roadwork. Congestion causes, however, vary throughout each region of the state.		STEADY
Highway Capacity	Pennsylvania highway capacity overall has remained relatively stable with a slight increase in recent years, while total miles traveled has steadily increased since 2013.		STEADY
Traveler Information	Pennsylvania travelers have a variety of information options with 511PA.com, strategically placed message boards with travel times, construction updates on key projects, and Twitter notifications.		IMPROVING
Traffic Signals	Traffic signal performance helps drivers and the public by improving travel efficiency and often reducing the cost of signal operation/maintenance over time. Act 89 of 2013 created the Green Light - Go program to provide funding for the management, operation, and maintenance of municipal traffic signals.		STEADY
Traffic Incident Management	There were 18,959 traffic incidents on Pennsylvania roadways in 2019, with an average clearance time of 95 minutes. Both the number of incidents and the average clearance time have risen each year.		DECLINING
Airport Enplanements	The number of people boarding commercial aircraft in Pennsylvania has increased about 10 percent over recent years. Data for 2020 is not yet available but enplanements are expected to show a sharp decrease due to continued impacts of the COVID-19 pandemic.		IMPROVING






Mobility, continued

Indicator Name	Description	Performance Rating	Trend
Public Transportation Ridership	Fixed-route transit ridership includes trips on regular scheduled bus routes, commuter rail, and light rail. These ridership trends in Pennsylvania, as well as nationwide, have experienced a decline due to the COVID-19 Pandemic.		DECLINING
Amtrak Ridership	Ridership in recent years on Amtrak's Keystone Corridor has increased, on average, between 3 and 4 percent per year, with the exception of FY 2019-2020 as a result of the COVID-19 Pandemic.		IMPROVING
Freight Reliability	The Truck Travel Time Reliability (TTTR) Index is a federal measure used to assess truck movement reliability on the Interstate system. Higher TTTR Index values indicate worse reliability for truck travel. PennDOT has established a statewide target TTTR Index value of 1.40 by 2021. The TTTR Index Value improved to 1.23 in 2020.		IMPROVING
Water Ports Freight Volume	PennDOT established the Pennsylvania Intermodal Cargo Incentive Program to maintain and attract new containerized cargo to the Port of Philadelphia.		IMPROVING
Winter Maintenance	PennDOT has invested more than \$4 million since 2015 to develop a Road Weather Information System (RWIS) network. These automatic weather stations measure real-time weather information, pavement conditions, water levels, and visibility.		IMPROVING
Winter Weather Traveler Info	PennDOT began using Automated Vehicle Location (AVL) technology in 2014, allowing website users to track the locations of 119 plow trucks during the winter months. The program has now expanded to equip roughly 2,200 PennDOT-owned and rented plow trucks with AVL systems.		STEADY
Weather Resiliency	PennDOT completed an Extreme Weather Vulnerability Study in 2017 to assess risks and priorities, particularly related to the impacts of flooding on state-owned roads and bridges.		STEADY
Safety Service Patrol	The Safety Service Patrol offers free assistance to motorists on major highways around Pittsburgh, Philadelphia, Harrisburg, the Lehigh Valley, and most recently Reading to clear incidents quickly and reduce congestion.		STEADY

Preservation

Maintaining Transportation Assets






Pennsylvania's vast network of roadways and bridges requires effective resource management to improve and maintain the system.

Indicator Name	Description	Performance Rating	Trend
State Bridges	Through investing more in our infrastructure with both traditional and non-traditional means, such as Public-Private Partnerships (P3's), PennDOT has greatly reduced our poor bridge population.		IMPROVING
Local Bridges	Local bridges are improving, with the number rated "poor" now under 2,000. However, extensive investment is required to bring local bridges into a state of good repair.		IMPROVING
Weight-Restricted Bridges	Pennsylvania has made significant progress in bridge construction to reduce the number of weight-restricted bridges.		IMPROVING
Pavement Condition	Pavement conditions, on average, have been slowly improving over the past several years. PennDOT has maintained the state's percentage of poor IRI (a measure of pavement condition) through Lowest Life Cycle Cost approaches.		IMPROVING
Rapid Bridge Replacement	PennDOT launched the \$889 million Rapid Bridge Replacement (RBR) Project in 2015 to reduce the state's backlog of bridges in poor condition. The initiative replaced 558 bridges that have been constructed through this public-private partnership (P3) approach and are open to traffic.		STEADY

Accountability

Managing Resources & Business Processes

For transportation agencies, accountability means making the most of every dollar available to provide a safe, efficient, and accessible transportation system. Modernizing technologies, materials, and practices; forming beneficial partnerships; tracking performance; and collaborating with communities are some of the ways Pennsylvania continues to enhance resource management and efficiency with greater impacts.

Indicator Name	Description	Performance Rating	Trend
Project Delivery	On-time and on-budget performance have been steady for PennDOT's highway construction contracts. For over a decade, more than 90 percent of highway construction projects have been completed on time each year.		STEADY
Transit Performance	Pennsylvania's farebox recovery rate is strong - the seventh-best in the nation. Strong farebox recovery at the local transit system level often reflects community support of public transit and sound management.		STEADY
Transit Modernization	Act 44 of 2007 established a framework for PennDOT to conduct Transit Agency Performance Reviews. The reviews assess the efficiency and effectiveness of service, financial stability, and general management.		STEADY
Driver and Vehicle Services	Public feedback from interaction with PennDOT's Driver and Vehicle Services (DVS) personnel remains highly favorable. Driver and Vehicle Services is also seeking to further enhance the customer's experience by ensuring each interaction with the department is positive and exceeds their expectations.		STEADY
PennDOT Connects	PennDOT Connects engages community stakeholders, planning organizations, and local governments to help ensure that community needs are understood at each phase of a transportation project's planning process. The program aims to improve communities and mobility by building partnerships, leveraging resources, and deliver projects that improve economic competitiveness, access to work, and overall quality of life.		STEADY