



State Transportation  
Commission

## 2027 12-Year Program Update: Regional Transportation Survey Summary

### SOUTHWESTERN PENNSYLVANIA COMMISSION METROPOLITAN PLANNING ORGANIZATION (SPC MPO)

## A CLOSER LOOK AT YOUR REGION

The State Transportation Commission held a 60-day Public Comment Period for the update of the 2027 12-Year Program (TYP) from March 3 through April 30, 2025. The public was invited to provide input through taking the Transportation Survey and participating in an Online Public Forum, which was broadcast live on PAcast and Facebook Live on Thursday, April 10. The public also had the option to request assistance to participate in the Survey or Online Public Forum by contacting PennDOT's Program Center. All public feedback received was reviewed and compiled to better understand current transportation priorities and trends regionally and statewide.

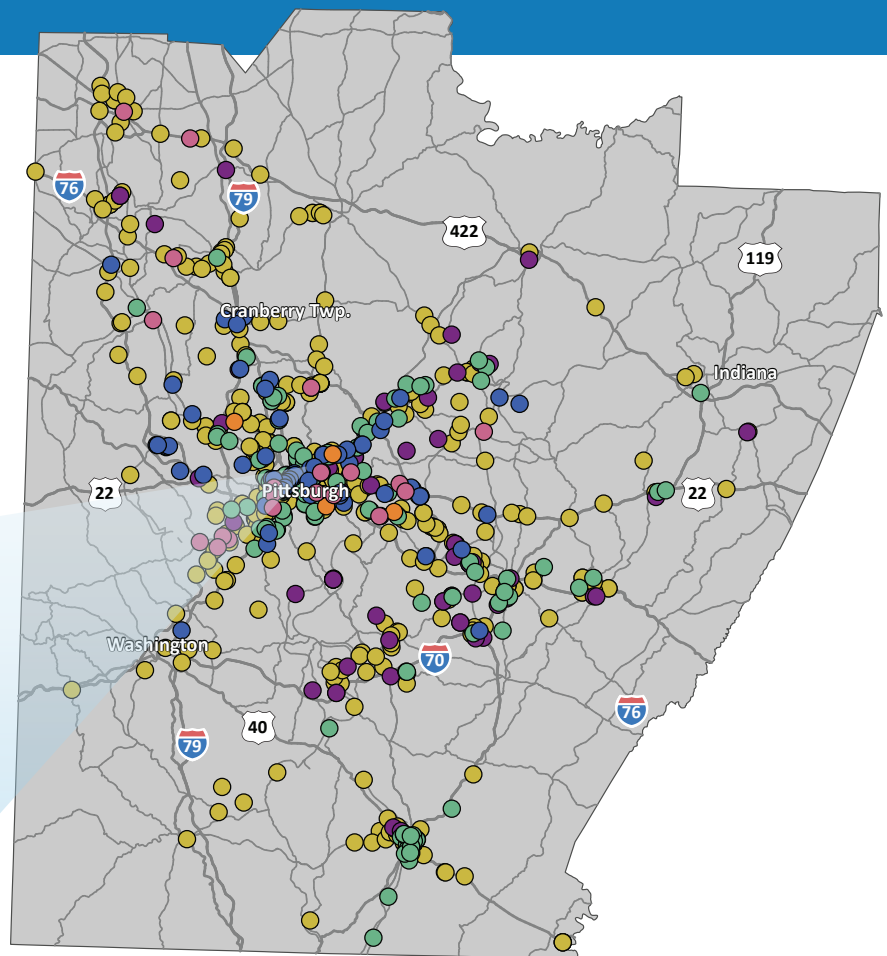
### Transportation Issues Identified

Statewide, survey participants mapped **3,710** transportation concerns, **794** of these are located within the **SPC MPO region**.

During the mapping exercise, some survey participants discovered their concerns were already addressed by projects on the 2025 TYP. See the map and data below for more details.

“Sidewalk on Bloomfield Bridge is meant to serve both bikes and pedestrians but isn't wide enough for two bikes or a bike and a pedestrian to pass safely. Consider options for widening the sidewalk.”

Local Survey  
Participant



### Number of Issues Identified

The icons below correspond with the same color dots on the map.



458

ROADWAY



89

BRIDGE



173

BIKING/  
WALKING



70

TRANSIT



4

FREIGHT



20

CONCERN(S)  
ALREADY  
ADDRESSED

### Examples of a 2025 TYP Project that Addressed Public Concerns

I-376/PARKWAY EAST A.T.M

I-79/WASH CO. TO BRIDGEVIL

SQUIRREL HILL INTERCHANGE



State Transportation  
Commission

## 2027 12-Year Program Update: Regional Transportation Survey Summary

### SOUTHWESTERN PENNSYLVANIA COMMISSION METROPOLITAN PLANNING ORGANIZATION (SPC MPO)

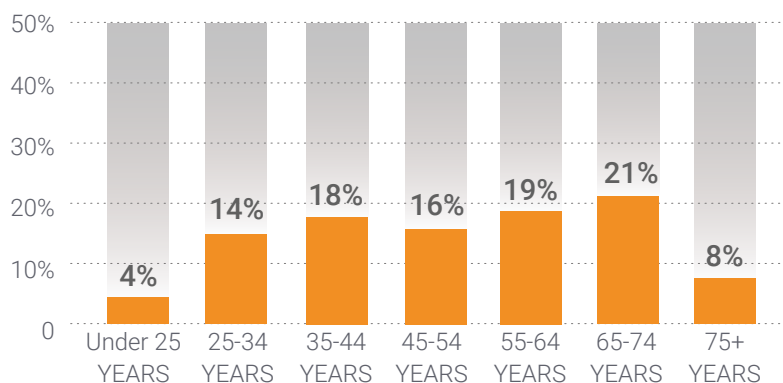
## ABOUT THE SURVEY PARTICIPANTS IN YOUR REGION

Over 9,150 individuals participated in the survey statewide, and **987** of the survey participants identified with the **SPC MPO region** through feedback provided. Learn more about the participants from this region.

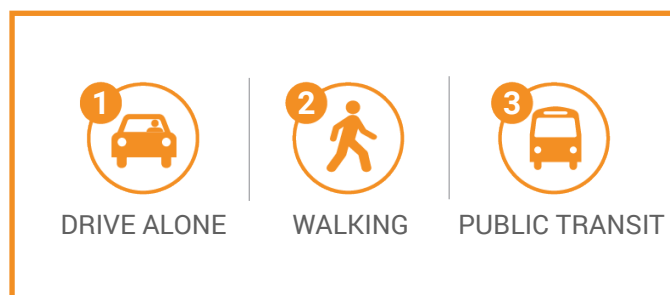
Male	459	54%
Female	338	40%
Third gender/Nonconforming	8	1%
I prefer to self-describe	3	1%
I prefer not to answer	35	4%

*Responses to demographics questions were optional.*

### Age



### Top Transportation Modes



### Transportation Priorities Ranking

- BRIDGES**  
Repairing, replacing, and maintaining Pennsylvania's 31,000 state and local bridges
- ROAD PAVEMENT**  
Repairing, restoring, reconstructing, and maintaining Pennsylvania's 120,000 miles of state and local roadways to improve your travel
- TRANSIT**  
Accessible and timely public transportation that covers an extensive service area and crosses regions
- WALKING**  
Accessible and connected routes to get you where you need to go safely
- TRAFFIC FLOW**  
Using technology to improve traffic flow and construction of new roads and additional travel lanes to safely move people and goods more efficiently
- INTERSTATE HIGHWAY**  
Specific, prioritized investments in reconstructing Pennsylvania's 1,868 miles of interstate highway
- PASSENGER RAIL**  
Intercity and commuter rail service across Pennsylvania with out-of-state connections
- BICYCLING**  
Safe bicycle routes and facilities throughout the commonwealth to get you where you need to go
- AVIATION**  
Modern facilities, operations, and a wide range of commercial airline choices at airports
- FREIGHT**  
Modern highways, railways, airports, and waterways to support the economy and ensure the efficient movement of goods and services



Pennsylvania  
Department of Transportation

🌐 [TalkPATransportation.com](https://www.talkpatransportation.com)  
📞 717.783.2262  
✉️ [RA-PennDOTSTC@pa.gov](mailto:RA-PennDOTSTC@pa.gov)

📍 Office of the State Transportation Commission  
and Transportation Advisory Committee  
P.O. Box 3365 | Harrisburg, PA 17105